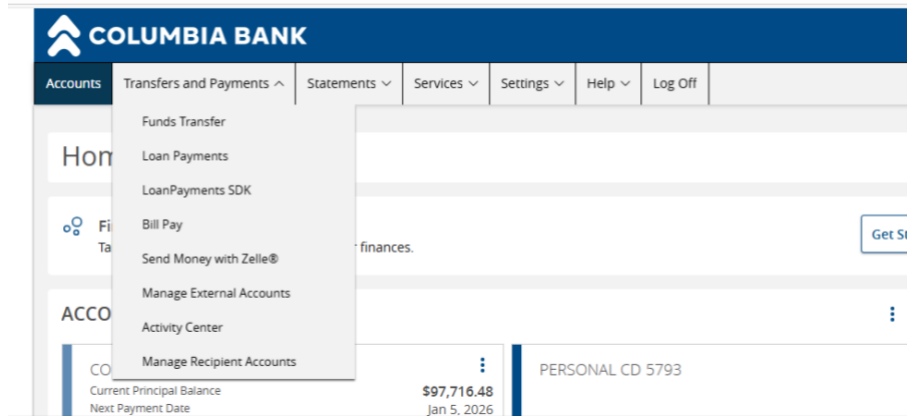


Recurring Transfers Set-up Between Columbia Bank Accounts – Personal Online Banking

1. Log on to Columbia Bank's Personal Online Banking or Mobile app.
2. Select Transfers and Payments (menu option):



3. Select **Funds Transfer**.
4. Enter the required information and submit:
 - a. From Account
 - b. To Account
 - c. Amount
 - d. Frequency
 - e. Start Date
 - f. Repeat Duration


All fields are required unless indicated.

From Account


To Account

Amount

Frequency

 A transfer will be created every month on the 22nd.

Start Date 

 Transfers falling on a Sunday or banking holiday will be processed the following business day.

Repeat Duration

Forever (Until I Cancel)

Until Date (Set An End Date)