

# eStatements

eStatements are the safe, secure and free way to keep track of your account activity. Help reduce paper waste and clutter by accessing your statements within Columbia Connect from anywhere, anytime.

## Fast and familiar

Your eStatement will look just like the paper statement you receive in the mail today and will arrive much faster. You'll receive an email notification when your statement is ready for viewing and will have the option to view, print or download your statement as needed.

## Safe and Secure

Protect your identity and reduce the risk of fraud. Safely view statements within Columbia Connect's multiple layers of security and encryption. When you use eStatements you no longer have to worry about someone intercepting your mail, reducing the risk of identity fraud.

## Enroll today

View step-by-step instructions on the back.

**Columbia Bank**  
Chickamaucum  
Tacoma Main (253) 396-6900  
P.O. Box 2156 MS 1011 Tacoma WA 98401-2156

STATEMENT OF ACCOUNT  
Statement Date: 12/31/14  
Last Statement Date: 11/30/14  
Account: [REDACTED]

RETURN MAIL ADDRESS - BRANCH 1001  
123 MAIN ST  
TACOMA WA 98401

Stay connected with us:  
Like us on Facebook  
Follow us on Twitter

SUMMARY OF ACCOUNT BALANCES		
Account Name	Account Number	Ending Balance
Columbia Checking	[REDACTED]	\$4.74

COLUMBIA CHECKING		
Account Number	Beginning Balance	Ending Balance
[REDACTED]	\$3.28	\$4.74
Low Balance	\$0.27	
	Credits	
	Deposits	\$0.00
	ACH Credits	\$0.00
	Other Credits	\$13.09
	Total Credits	\$13.09
	Total Maintenance Fees	\$0.00
	Debits	
	ACH Debits	\$0.00
	Other Debits	\$11.83
	Electronic Checks	\$0.00
	Checks	\$0.00
	Total Debits	\$11.83
	Ending Balance	\$4.74

OTHER CREDITS		
Date	Description	Amount
12-01	Online Transfer Dep Online Transfer From [REDACTED] 40000074 000	\$1.00
12-02	Online Transfer Dep Online Transfer From [REDACTED] 40000002 000	\$0.01
12-04	Online Transfer Dep Online Transfer From [REDACTED] 40000023 100	\$0.01

Other Credits continued on next page

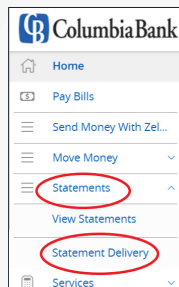
Thank you for choosing Columbia Bank as your financial partner. ColumbiaBank.com Member FDIC Page 1 of 3



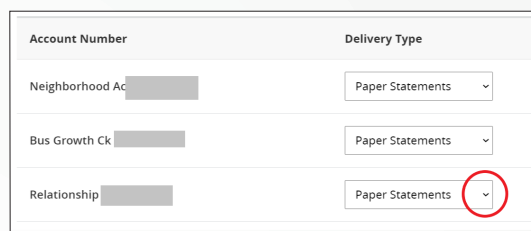
# Enrolling in eStatements

Follow the steps below to sign up for eStatements.

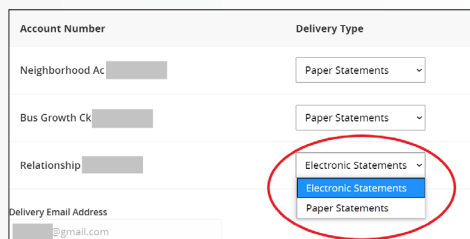
- 1 From the Columbia Connect dashboard, select "Statements" and then "Statement Delivery" from the left hand side menu.



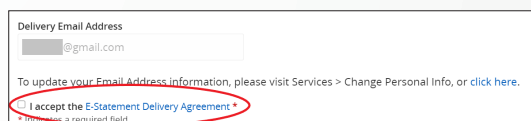
- 2 Click the the down arrow in the Delivery Type box next to the account(s) which you would like to convert to an eStatement.



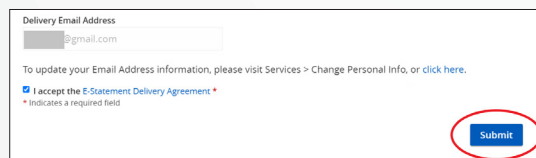
- 3 Using the drop down box, change the Delivery Type from Paper Statements to Electronic Statements.



- 4 Check the "I accept the E-Statement Delivery Agreement" box and review the terms that pop-up, then click "Agree" at the bottom of the pop-up window.



- 5 Click "Submit".



Client Care Center: 1-877-272-3678  
ColumbiaBank.com